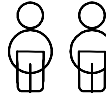


HINTS & TIPS



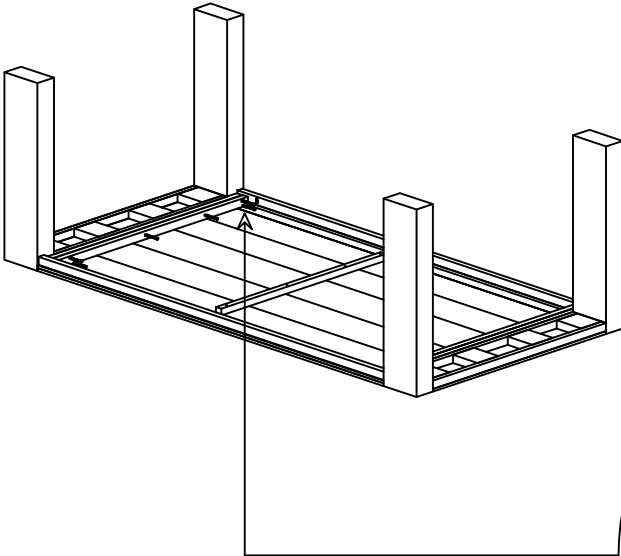
Please retain your assembly instruction for future use



This assembly requires two people

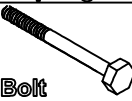
PRODUCT ASSEMBLY - Step by step guide

Step 1

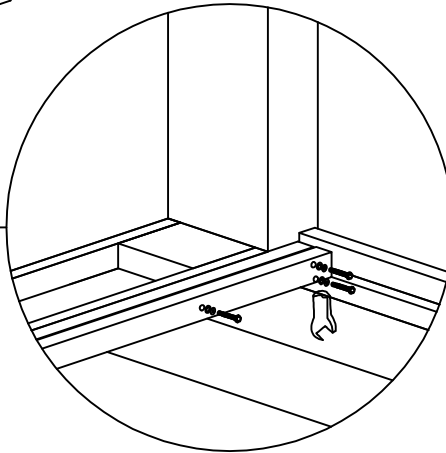


01  x12
Washer

02  x12
Spring washer

03  x12
Bolt

04  x1
Spanner



Step 2

Assembled

