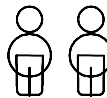
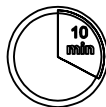


HINTS & TIPS



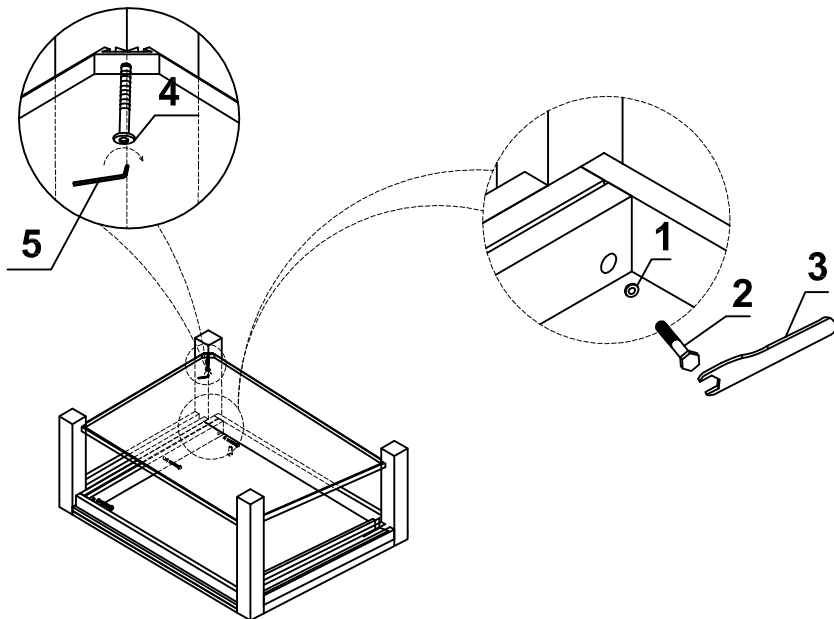
Please retain your assembly instruction for future use



This assembly requires two people

PRODUCT ASSEMBLY - Step by step guide

Step 1



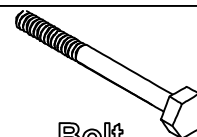
01



X 6

Washer

02



X 6

Bolt

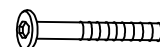
03



X 1

Spanner

04



X 04

Hexagon nult

05



X 01

Hexagon key

Step 2

