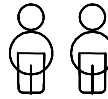



HINTS & TIPS



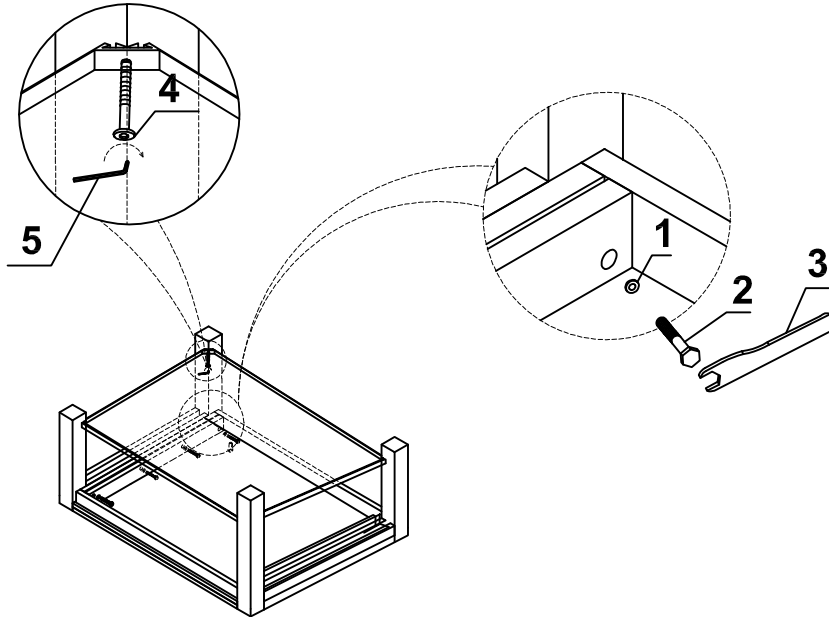
Please retain your assembly instruction for future use



This assembly requires two people

PRODUCT ASSEMBLY - Step by step guide

Step 1



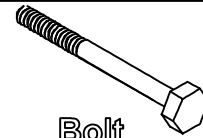
01



X 8

Washer

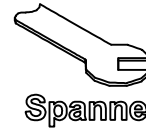
02



X 8

Bolt

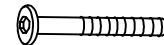
03



X 1

Spanner

04



X 04

Hexagon nut

05



X 01

Hexagon key

Step 2

